


Public Budget Hearing

2011-2012





Overview

- The proposed 2011/2012 budget addresses the following goals and objectives as identified by the board and administration.
- The recent decision by the court appointed master regarding funding has no impact on the proposed budget. Any impact from this decision could be months away.



BOE Goals

- Maintain the current level of staffing
- Support the career program
- Support the academic initiatives
 - PLTW Engineering
 - PLTW Science Health
- Support technology
- Improve Community Outreach



Enacting the Goals

- Maintains the same number of positions funded in the 2010/2011 budget in 2011/2012
 - Adds one elementary section
 - Maintains the career program
 - Adds .55 art (HS)
 - Adds .45 music (HS)



Enacting the Goals

- Funds the “Academies at Bound Brook”
 - PLTW Engineering
 - PLTW Science & Health
- Funds the cost of renovating two HS science rooms (60% state/40% local)



Enacting the Goals

- Restores technical and instructional support for technology
- Restores the computer purchase and replacement cycle
- Restores textbook cycle



Reductions

- The child study team is being streamlined
 - Eliminates LDTC
 - Eliminates ARRA funded psychologist
- Eliminates Consumer Science program
- Eliminates .5 science position



Overview

- The district is currently negotiating with BBEA (teachers, secretaries, aides, custodians & maintenance personnel).
- The contract expires on June 30th.



2010/2011 Last Year's Budget

- In 2010/2011 the district lost nearly **\$3,500,000** in state aid, reduced tuition revenue and money taken from various accounts by the state.
- Despite the losses the district proposed a **0% increase** in the budget which was defeated in the April election.



2010/2011 Last Year's Budget

- Following the budget defeat the Borough reduced the budget by an additional **\$212,000** dollars.
- As the direct result of these cuts the district was forced to slash personnel, programs and services.
- **In 2010/2011 the district eliminated 13 full time positions (approx. 9% of the work force).**

Major Increases in Revenue

Surplus	\$244,700
South Bound Brook Tuition	\$240,800
State Aid	\$200,000
Federal Aid	\$257,000
Property Taxes	\$264,272






Major Expense Increases



Special Education Tuition	\$224k	was grant funded
Improvement of Instruction	\$97k	technology teacher/coach
Media Services	\$29k	technology technician
Teacher Salaries Grades 1-5	\$105k	enrollment
Teacher Salaries Grades 9-12	\$32k	performing arts
Resource Center Salaries	\$81k	enrollment
Instructional Supplies	\$375k	replacement of obsolete computers
School Administration	\$30k	negotiated increase
Employee Benefits	\$398k	premium increases



Major Expense Decreases



Charter School Tuition	\$19k	enrollment
Speech Consultant(s)	\$52k	enrollment
Child Study Team Salaries	\$74k	re-organization
General Administration	\$90k	legal fees and settlement
Maintenance Services	\$254k	overtime and contracted repairs
Custodial Services	\$81k	overtime and supplies
Transportation	\$44k	enrollment
Capital Projects	\$245k	projects completed/grant funded

Six Year Budget Revenue History

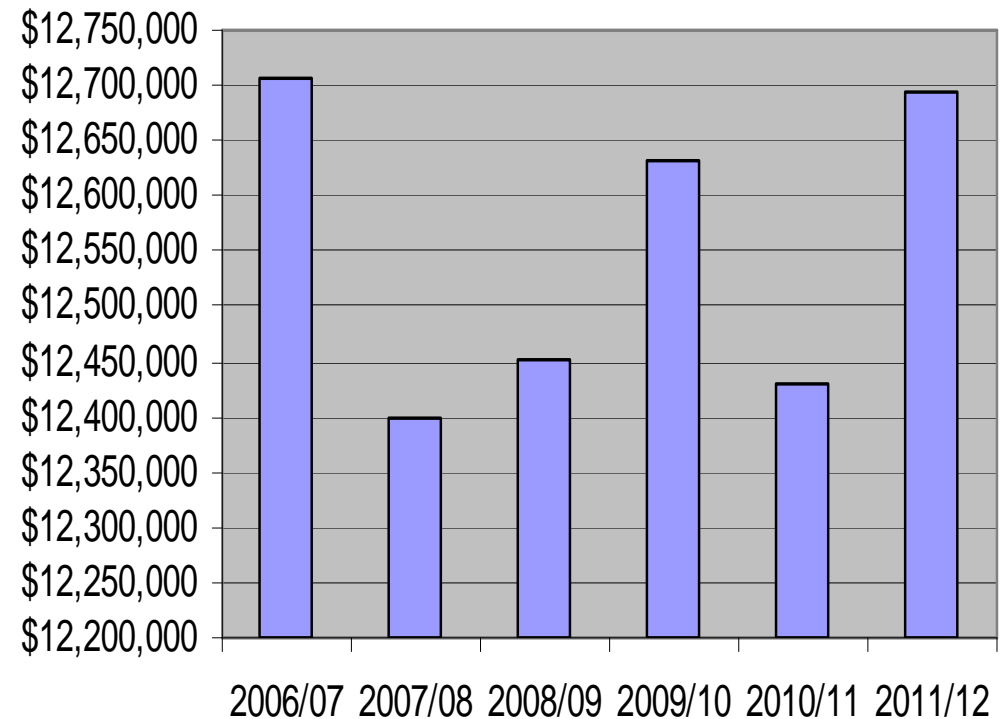
REVENUES	2006 - 2007	2007 - 2008	2008 - 2009	2009 - 2010	2010 - 2011	PROPOSED	CHANGE
						March 28, 2011 2011 - 2012	2011 - 2012
TAX LEVY	12,706,817	12,399,921	12,450,740	12,633,422	12,429,898	12,694,170	264,272
TAX RELIEF	368,871	316,545	543,280	497,763	792,137	1,036,902	244,765
TUITION	1,576,467	1,688,811	1,324,837	1,468,895	1,292,531	1,533,356	240,825
INTEREST	40,000	124,649	124,649	45,000	10,000	10,000	-
MISC	25,000	22,000	22,000	56,233	40,525	40,525	-
STATE AID	5,835,883	6,266,297	7,839,385	8,200,697	7,072,840	7,272,453	199,613
TITLE GRANTS	1,059,207	933,927	923,562	1,160,182	1,287,834	1,545,532	257,698
TOTAL REVENUES	21,612,245	21,752,150	23,228,453	24,062,192	22,925,765	24,132,938	1,207,173



Property Tax History

YEAR	TAX LEVY	CHANGE
2006/07	\$12,706,817	
2007/08	\$12,399,921	-\$306,896
2008/09	\$12,450,740	\$50,819
2009/10	\$12,633,422	\$182,682
2010/11	\$12,429,898	-\$203,524
2011/12	\$12,694,170	\$264,272

Six Year Tax History



School Taxes



**Rate
Year 2010**

1.445

**Rate
Year 2011**

1.449

Average House

Average House

\$4,347

\$4,366

Change on Average House \$19

